

GABELLI
FUNDS

A REVIEW OF THE CONVERTIBLE SECURITIES MARKET

DINSMORE PORTFOLIO GROUP OF GABELLI FUNDS

THOMAS DINSMORE, CFA
JANE O'KEEFFE
JAMES DINSMORE, CFA

Table of Contents

Convertible Securities as an Asset Class.....	3
<i>Overview</i>	3
<i>Market Size</i>	3
<i>Different Types of Convertible Securities</i>	3
A. Convertible Bonds.....	3
B. Convertible Preferred Shares.....	4
C. Mandatory Convertible Securities.....	4
<i>Who Issues Convertibles and Why</i>	4
<i>New Issues vs. Outstanding Issues</i>	5
Diversification: Convertible Market Credit Exposure and Sector Exposure.....	5
<i>Convertible Bond Credit Profile (Chart 1)</i>	5
<i>Convertible Market Sector Exposure (Table 1)</i>	6
<i>Convertible Investment Strategies</i>	6
<i>DPG Study of Convertible Performance and Volatility (Table 2)</i>	
and in Periods of Rising Interest Rates (Table 3).....	6-7
Analysis & Valuation.....	7
<i>Investment Value</i>	8
<i>Conversion Value</i>	8
<i>Yield Advantage</i>	9
<i>Break-Even</i>	9
<i>Equity Price Sensitivity</i>	9
Investment Approaches.....	9
<i>Typical Convertible Bond Payoff (Graph 1)</i>	9
<i>Equity Equivalent</i>	10
<i>Total Return</i>	10
<i>Fixed Income Equivalent</i>	10
<i>Distressed</i>	10
<i>Hedging</i>	11
Risks/Advantages of Convertible Investing.....	11
<i>Hedge Fund Investors vs. Long-only Investors</i>	11
<i>Market Breadth</i>	12
<i>Calls, Call Protection and Puts</i>	12
<i>Takeover and Dividend Protection</i>	12
<i>Tax Treatment</i>	13
Summary.....	13
Who We Are.....	14
Disclosure.....	15

Convertible Securities as an Asset Class

Overview

Convertible securities are interest and dividend paying securities which investors have the right to exchange for a predetermined number of shares of common stock or, in some instances, the dollar value of that stock. They are structurally similar to corporate bonds and preferred stock. The hybrid nature of the securities offers investors the principal protection and income characteristics of bonds with the opportunity for higher returns if the issuer's stock price rises. Convertible securities are senior to common stock in a company's capital structure.

Convertible securities are attractive because they historically have been able to provide returns that are highly competitive with common stocks in average equity markets, outperform in poor equity markets and participate in strong equity markets. Over multiple market periods their total returns have been competitive with those of the equity markets but with less volatility. It is the hybrid nature of convertibles that makes it difficult to compare them to other investments. Standard equity analysis does not account for the investment value of these securities and fixed income analysis misses the value of the embedded option to convert into common shares.

The purpose of this paper is to examine the current domestic convertible securities market, to look at the advantages, risks and returns of convertibles and to consider current analytical tools used to value these instruments.

Market Size

As of 9/30/2018 the U.S. convertible market had a market capitalization of \$227.6 billion with 476 issues¹. This market is far more liquid than the \$227.6 billion market capitalization implies with the reporting system TRACE showing on average \$14.2 billion in convertibles trading per month. Since brokerage firms and hedge funds can arbitrage between the convertible and its underlying common stock, the liquidity of the common will affect the market for the convertible security. For issues where the common shares can be easily borrowed, a short position in the common can be set up as a hedge against a long position in the convertible. This can reduce the risk of owning the convertible (or even lock in a profit) making it attractive for brokers and clients of the Street to actively engage in the buying and selling of most issues. Liquidity is also created because different market participants may have different reasons for buying or selling convertibles. We will discuss why this works later in this paper.

Different Types of Convertible Securities

There are three fundamental types of convertible securities that make up almost all of the US domestic market today. These are: convertible bonds, convertible preferred shares and mandatory convertible preferred shares.

Convertible Bonds

Convertible bonds make up the largest part of today's market with 78% share of the outstanding capitalization². In most cases, convertible bonds are exactly that: bonds that can be exchanged at the option of the holder into a predetermined number of shares of a specified common stock. They tend to have the usual features of bonds issued by a corporation; they pay a set coupon, have a cash redemption value at maturity if not converted or called and are issued with call protection for a specified time period. They are debt, not equity, so they are senior in the issuer's capital structure to all common and preferred shares and holders have the right to put the issuer in default if they do not meet the obligations in the indenture. While convertible

¹ Source: Barclays Convertible Market Watch September 2018

² Source: Barclays Convertible Market Watch September 2018

bonds may be issued at any level within the capital structure, they are typically the lowest level of debt and are usually issued as senior unsecured notes.

Convertible Preferred Shares

Convertible preferred shares make up approximately 7% of the convertible market³. These are equity in the corporate structure and as such rank below all debt in the capital structure, although they do rank above the common shares. As preferred stock they pay dividends that are usually, but not always, qualified dividends for income tax purposes. The dividends are typically higher than that of the common stock and the conversion rate will typically increase (convertible into more shares) with any increase in the common dividend. While preferred dividends can be cut in times of corporate distress, the prospectus typically encourages companies to pay them by mandating that they are paid in full before common dividends are paid. They can be converted into a predetermined number of common shares at the holder's option, are usually issued with call protection and if issued as a Trust Preferred they have a maturity date.

Mandatory Convertible Securities

Mandatory convertible securities are an interesting variant of the standard convertibles discussed above. The ratings agencies treat them as equity in the capital structure because they will be converted at a specified time. While they make up only 15% of today's convertible market capitalization⁴, this percentage has been growing as issuers view them as an attractive financing option. They come in the form of preferred shares with a higher dividend than common shares. The income is typically in the form of qualified dividends for income tax purposes. Where they differ from the convertible preferred shares discussed previously is in the conversion feature: they are not convertible at the holder's option, they automatically (mandatorily) convert on a specific date into a number of shares determined by a formula based on the price of the common shares. This can lead to a conversion into shares worth less than the original issue price if the common stock price has declined. If the stock has not fallen, then the holder will receive shares worth at least the original issue price or may participate in a portion of the appreciation of the common stock. A typical mandatory convertible structure utilizes a call spread model that is the equivalent of selling an at-the-money call and buying an out-of-the-money call. This structure has advantages and disadvantages. The primary advantages to the investor of mandatory issues are that the dividend is often substantially higher than that of a standard convertible preferred stock and participation in the upside of the stock move. The disadvantage to the investor is that the typical mandatory convertible structure exposes the holder to downside participation which though somewhat muted by the dividend can be substantial. The advantage for the issuer is that mandatory convertibles do not pose a credit risk later for the company since they eventually convert to equity which the rating agencies view favorably. In summary, investors enjoy the dual benefit of participating in the appreciation of the common stock as well as an enriched income stream with a muted downside risk; their higher yields buoy these instruments from falling in step with the common stock.

Who Issues Convertibles and Why

Convertibles are issued by a broad range of companies in many different industries (See Table 1). Typical convertible issuers are just below investment grade and come to the convertible market for the reduced cost of capital that it can provide. Convertibles have lower coupons and fewer covenants than the High Yield straight debt these companies would issue. They also allow management to sell equity at a premium to the

³ Source: Barclays Convertible Market Watch September 2018

⁴ Source: Barclays Convertible Market Watch September 2018

current price since the conversion price is usually 25-45% higher than the common stock price is at issue. Companies may also issue convertibles to broaden their investor base, have a more flexible capital structure, or to help reduce or defer some tax liabilities. Some convertible issuers don't pay a dividend on their common stock which can limit some investors from owning the stock. The issuance of a convertible allows those investors to be able to invest in a particular company.

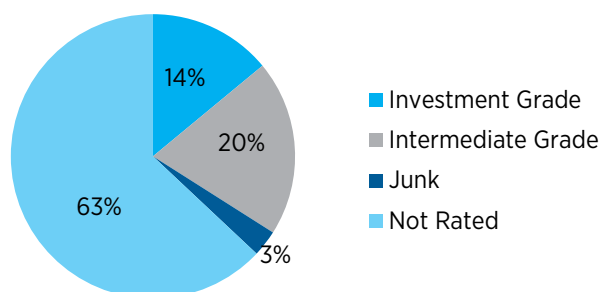
New Issues vs. Outstanding Issues

Investments in convertible securities can be chosen from outstanding convertibles in the secondary market, as well as new issues. New issues are typically announced 24-48 hours prior to being sold, allowing a qualified investor time to familiarize themselves with the company and the terms and conditions of the convertible offering. Management hosts a conference call during the offering period to present an overview of the company, present the terms and conditions of the offering and field questions from investors. Once the new convertible security begins trading, there is significant liquidity for the new issue for at least the first week. While still quite liquid, trading settles into more normal levels after this period. Outstanding convertibles offer a slightly different investment. Liquidity will vary based on investor interest in the issue and the liquidity of the common stock. The convertible price may be trading in a very different range than it was at issue due to changes in the stock price, so outstanding issues may offer more attractive yield and premium levels. If issues trading in the secondary market are trading below par (issue price) they may have a current yield or a yield to put making them even more attractive in a diversified portfolio. Issues trading well above par can often be viewed as a proxy for the common stock while offering some yield as well. In any case, it is very important to analyze both new and outstanding issues for potential investments.

Diversification: Convertible Market Credit Exposure and Sector Exposure

Bank of America Merrill Lynch (BAML) breaks the market's credit quality down into three parts: Investment grade convertible issues which made up roughly 18% of the capitalization of the convertible securities market in 3Q2018, speculative grade issues which made up 24% and unrated issues which made up about 58%⁵. Barclays uses four parts in its analysis by splitting the speculative grade in two parts and including smaller issues with very low ratings: Investment Grade (BBB- and above) is 14%; Intermediate Grade (B- to BB+) makes up 20% Junk (below B-) is 3% and Non Rated is 63%⁶ as seen in Chart 1 below. This provides the investor with an ability to measure their level of credit risk and to diversify over different credit levels within a convertible portfolio.

Chart 1 - Convertible Bond Credit Profile*



⁵ Bank of America Merrill Lynch Global Convertibles Chartbook September 2018

⁶ Barclays Convertible Market Watch September 2018

* Barclays Convertible Market Watch September 2018

Convertible issues today are available from an array of issuers from many different industries. Table 1 shows the different sectors and their position in the convertible marketplace. While the sector exposure does not exactly match that of the broad equity markets, there is substantial diversity available to build a portfolio. There are certain industries such as financials, technology, energy and healthcare that have a history of issuing convertibles. Financial companies are attracted to the low cost of capital converts can provide, while companies in technology and other growth sectors find it appealing to sell equity at a premium.

Table 1 - Convertible Market Sector Exposure

Equity Sector	Market Capitalization Billions	Percentage of Market
Consumer Discretionary	\$26.9	11.9%
Consumer Staples	\$3.3	1.5%
Energy	\$12.4	5.5%
Financials	\$24.1	10.6%
Health Care	\$34.8	15.3%
Industrials	\$9.7	4.3%
Information Technology	\$90.8	40.1%
Materials	\$4.1	1.8%
Telecommunication Services	\$2.1	0.9%
Utilities	\$9.8	4.3%
	\$226.6	100.0%

Data Source: Barclay's as of September 30, 2018

Convertible Investment Strategies

The Dinsmore Portfolio Group (DPG) has conducted a study of the convertible market, as represented by the ICE Bank of America Merrill Lynch All Convertible Index (VXA0), to test the hypothesis that convertibles can perform competitively against equities and do so with less volatility. The performance of the convertible index was compared with the performance of the S&P 500 and the Russell 2000. In this study we have included the 1, 3, 5, 10 and 15 year numbers. Our thesis is that a full market cycle best represents the measure of the value proposition of convertibles. As the results show in Table 2⁷ convertibles have delivered competitive relative returns with substantially less volatility.

Table 2 - DPG Study of Convertible Performance and Volatility

Returns	ICE BAML All Convertibles Index (VXA0)		S&P 500 Index		Russell 2000 Index	
	Annual Returns	Standard Deviation	Annual Returns	Standard Deviation	Annual Returns	Standard Deviation
Periods ended September 30, 2018						
1 Year	12.15%	5.55%	17.91%	9.11%	15.23%	9.35%
3 Years	11.82%	6.96%	17.31%	9.18%	17.12%	13.11%
5 Years	9.31%	7.41%	13.95%	9.55%	11.07%	13.47%
10 Years	11.00%	11.45%	11.96%	14.40%	11.11%	19.39%
15 Years	8.01%	11.05%	9.65%	13.19%	10.11%	17.92%

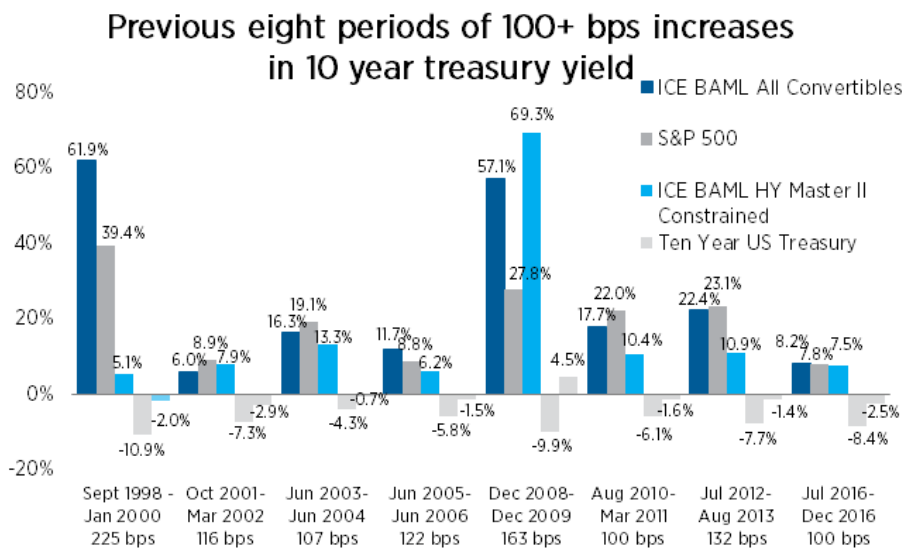
The study shows that the hypothesis is reasonable as the convertible index (VXA0) was competitive with the S&P 500 index and the Russell 2000 Index over the longer term. It also shows that the returns were less volatile for the convertible index versus the S&P and substantially lower versus the Russell 2000.

⁷ Data source: Bank of America Merrill Lynch. Returns shown are compound annual growth rates.

From this data one can draw the implication that many convertible offerings are issued by speculative companies. This was noted many years ago by Professors Graham and Dodd in the 1940 edition of their book ‘Security Analysis’⁸. What has changed today is that along with the speculative issuers, there are many higher grade companies that have made convertibles available to investors as was shown previously in Chart 1.

With this information on performance it appears possible to use convertible securities to populate a portfolio that is likely to be less volatile while still providing total returns that are competitive with common stock returns.

Table 3 - DPG Study of Convertible Performance in Periods of Rising Interest Rates



Another interesting finding from our study was the relative attractiveness of convertible performance during periods of rising interest rates. In fact, Table 3 above shows that in each of the last 8 periods in which the 10 year US treasury note’s yield rose at least 100 basis points, the performance of the ICE Bank of America Merrill Lynch All Convertibles Index (VXA0) exceeded that of US 10 year treasury note and the Barclays Govt/Credit Index. Convertible also outpaced the returns of the high yield market in four of the eight periods and outperformed the S&P 500 Index in two of those periods.

Many convertibles are issued by companies in growth-type sectors such as technology (40% of universe), consumer discretionary (11%), financials (11%) and healthcare companies (15%) which are more likely to perform better during periods of economic expansion (when interest rates are most likely to rise). Convertibles also tend to have shorter durations than non-convertible securities lessening the impact of rising interest rates on their valuations. This is in part due to the convertibles’ relatively short maturities (many are issued with five-year maturities) in addition to other structural nuances like being puttable back to the issuer before maturity and call features that effectively shorten the time they remain outstanding.

Analysis & Valuation

As shown in Table 2 convertibles have been a very attractive relative performer as an asset class but, as in any asset class not all issues will compete profitably. It is important to analyze the characteristics of each issue and where it is in its life cycle relative to its underlying common shares and to all the protections accorded to each issue at its initial offering.

⁸ Graham, Benjamin and Dodd, David L. Security Analysis 2nd Ed. (New York: McGraw-Hill 1940) pp. 284-294

It is imperative to examine the prospects for the underlying common stock as well as to determine the issuer's credit worthiness from their financial statements to see whether they are likely to be able to meet the obligations of the issue. The value of a convertible will reflect the prospects of the company and its financials. If the financials are weak and the company's growth prospects speculative, then the convertible may be as risky as the common stock.

When examining specific convertible issues relative to other investments, there are several analytical tools that can be used to judge the potential risk and reward of that convertible security. They include the investment value of the convertible, the conversion value of the convertible, yield advantage of the convertible over its common stock, break-even calculation and the equity sensitivity of the convertible. Each of these tools is explained in the next section of this paper. Generally speaking, all of these tools should be used in valuing the issue under consideration. These tools are very useful with convertible bonds and preferred shares but since mandatory convertibles must be converted into common stock and their value at conversion may not add up to the issue price, investment value analysis is less useful for these issues.

Investment Value

Investment value is the market level that a convertible issue would have if it had no conversion privilege. This is often referred to as the "bond floor". Determining investment value or bond floor requires a comparison to similarly rated, non-convertible issues from the same company (or a similar company, if necessary) with matching (or close) maturities. The yield provided by those issues will give a useful approximation of the yield level to be used to figure investment value for the convertible being analyzed.

A \$1000 convertible bond with a 2% coupon and 5 years until a put date or maturity would have an investment value of \$750 if the company's similarly rated non-convertible bond were selling on the market with an 8.2% yield to maturity and 5 years until a put date or maturity. A convertible bond's investment value is based on its comparative yield to maturity (or yield to put) and its relative place in the company's capital structure.

Premium to investment value is the difference between the market price of the convertible and its investment value, usually stated as a percentage of that value. In the example above, if that convertible bond was trading at \$1000 then the premium to investment value paid would be calculated as \$1000 minus \$750 or \$250. To express this as a percentage, the \$250 is divided by the investment value of \$750 which figures to 33%. The \$250 is considered the implied value of the embedded option.

Conversion Value

Conversion value, also known as parity or intrinsic value in option terms, is simply the value of the convertible issue if it were to be converted into common stock at the current stock price. A bond which is convertible into 20 shares of stock with a price of \$40 has a conversion value of 20 multiplied by \$40 which equals \$800. The formula is the same for preferred shares.

At the offering, the convertible security's right to convert into a set number of common stock shares is calculated. The conversion ratio or the specific number of shares each issue is convertible into is in the issue's indenture or prospectus. In the example above the convertible was issued at a 25% premium to its common share price of \$40 which is \$50 a share. If we divide the issue price of \$1000 (also known as par) by the conversion price of \$50 we can determine the conversion ratio to be 20 shares per bond. The conversion price is also the strike price of the embedded option.

Conversion premium or premium to conversion value is the difference between the market price of the convertible and the value of the underlying shares or parity. Usually expressed as a percentage, the formula is straightforward. First subtract parity from the market price. In the bond example above, if the market price is \$1000 and parity is \$800 then the difference is \$200. This is the dollar premium. Then take that \$200 and divide it by parity (\$800) and that comes to 25%. Convertible bonds, like straight bonds, are usually

quoted in terms noting prices as a percentage of par, usually \$1000. So the above example would quote the bond price at par (100) and parity at 80. The difference between them is 100 minus 80 which is 20 points of premium. The difference 20 is then divided by parity 80, which comes to 25%. This premium can be justified by a convertible's yield advantage, downside protection, or other benefits.

Yield Advantage

Most convertible securities pay a higher rate of current income than the common stock underlying the convertible. This is known as the yield advantage. If we have a convertible bond selling at par with a 4% coupon and the underlying common stock has a 1% dividend we can determine that at a \$1000 investment in the bond would yield \$40 per year and that an equal dollar investment in the common stock would yield \$10 per year. In this example the bond would have a yield advantage of \$30 per year; this is also sometimes expressed as 3%.

Break-Even

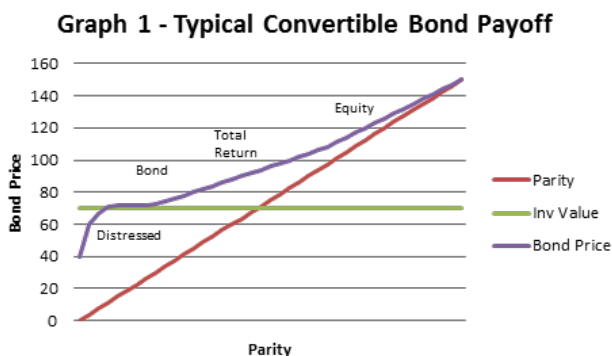
Break-Even, or Payback Period, is a measure of the time that the yield advantage would take to pay back the conversion premium. Using our bond example, if there is a dollar conversion premium of \$200 and a yield advantage of \$30 per year, the time that \$30 takes to pay back \$200 is determined by dividing the premium (\$200) by the yield advantage (\$30) or 6.67 years. Because this formula does not take into account net present value as well as the value of a bond floor with a maturity, this analysis is often used only to compare similar bonds. Break-Even analysis does work well with mandatory issues for long-only holders since these are often priced to be common stock alternatives.

Equity Price Sensitivity

Knowing how sensitive a convertible is likely to be to movements in the underlying common stock is essential to judging the risk and reward of the issue. The relationship between the expected price change of the convertible and the price change of the common stock is known as delta. The range of expected values for delta starts at 0%, where the convertible price is insensitive to a change in the common price, and goes to 100% where the convertible price would move in lockstep with any change in the common price. A delta of 0% would be expected when the convertible is priced at or near its bond floor and a delta of 100% would be expected when the underlying stock price is well above the conversion price. Delta values are an inverse function of the size of the conversion premium, which is to say that the larger the conversion premium, the smaller the delta (less equity sensitive) and the smaller the conversion premium, the higher the delta or equity sensitivity.

Gamma is a measure of the rate of change of delta with changes in the price of the common shares. For the mathematically inclined, it represents the second derivative of the slope of the line depicted in Graph 1 below. It can help detect inflection points in the price of the convertible. It is useful since it can point to convertibles where the reward from a rising stock price is higher than the risk of a falling stock price.

Investment Approaches



The majority of convertible securities are professionally managed either in Separately Managed Accounts, open-end or closed-end funds or are used as an alternative to common stock in an equity portfolio. As seen in the DPG Study of Convertible Performance and Volatility (Table 2), broad portfolios of convertible securities have shown the ability to compete with equity indices on a total return basis over full market cycles. They have accomplished this with less volatility in those returns.

Within portfolios that utilize convertibles to meet their investment objectives, there are five general approaches: Equity Equivalent, Total Return, Fixed-Income Equivalent, Distressed and Hedged. Appropriate issues for each of these strategies can be determined by examining each within the analysis outlined above.

Equity Equivalent

Convertibles that sell at prices near parity (the underlying equity value) and have high deltas (perhaps over 0.75 or 75%) provide returns that correlate closely to the returns of the underlying common stock. If there are no technical deficiencies in the convertible, such as the proximity of a call date or a yield deficit in comparison to the common, then that convertible may be a desirable replacement for the common shares. These high delta issues will still retain some downside protection due to maturity, seniority and yield even if they have most of the common's upside potential. On the convertible graph (Graph 1), these issues would fit towards the upper right on the convertible pricing line near the spot marked "Equity".

Total Return

This is the most common approach to running a long-only portfolio of convertibles. The convertible issues that would fit into the total return category would have a moderate premium to conversion value (perhaps 20% to 50%), a significant yield advantage to the common (generally more than 150 basis points or 1.5%), deltas in the range of 0.35 to 0.75 (35% to 75%) and downside protection due to maturity, seniority and/or yield. On the convertible graph (Graph 1), specific issues considered for this group would fit towards the middle on the convertible pricing line near the spot marked "Total Return." A portfolio designed for total return could also be made up of a diverse mix of issues from the equity equivalent issues and the fixed income category (this is known as a barbell strategy) along with actual total return issues. Historically this approach best fits the fundamental experience of convertibles: it usually outperforms in flat and down markets, it is competitive in average markets and it participates in strong markets.

Fixed Income Equivalent

Convertibles can be used to assemble a portfolio of issues that have yields comparable to those generated by similar non-convertible fixed income securities. These issues are trading near their bond floors (delta below .25 or 25%), have a high premium and are often referred to as "busted" convertibles. While the probability of any one of these issues recovering from its "busted" status due to the upward movement in the underlying common stock is modest, it can and does happen. When this occurs the portfolio can generate unexpected capital gains. On the convertible graph (Graph 1), specific issues considered for this group would fit towards the middle on the convertible pricing line near the spot marked "Bond."

Distressed

When a company threatens to go into default or actually goes bankrupt, convertibles, which are senior to the common stock in the company's capital structure, may retain significant value. Professional investors who specialize in distressed companies have often found value in these convertible issues worth investigation. On the convertible graph (Graph 1) these issues would fit on lower left near the spot marked "Distressed".

Hedging or Convertible Arbitrage

Convertible arbitrage is a market neutral investment strategy often associated with hedge funds. This strategy primarily involves taking long positions in convertible bonds or warrants, hedged with a short position, typically in the underlying stock. Convertible bonds and warrants (as derivatives) are priced as a function of the price of the underlying stock, expected future volatility of returns, risk-free interest rates and the issuer-specific corporate over treasury securities yield spread. However, in many cases, convertible bonds and warrants are not accurately priced due to the nuances of their respective over-the-counter markets as compared to the markets in the underlying common stocks, uncertainty concerning the call or redemption features of convertible securities and lesser market focus on these derivatives as opposed to the equities into which they are convertible or exercisable. These mispricing's may give rise to significant profit opportunities, as positions are acquired in anticipation of the market price eventually reflecting true value. The premise of the strategy is that the convertible is sometimes priced inefficiently relative to the underlying stock, for reasons that range from short term selling pressure to market psychology. In particular, the equity option embedded in the convertible may be a source of cheap volatility when compared to the underlying common stock's listed options, which convertible arbitrageurs can then exploit. The number of shares sold short usually reflects a delta neutral or market neutral ratio. As a result, under normal market conditions, the arbitrageur expects the combined position to be insensitive to fluctuations in the price of the underlying stock. However, maintaining a market neutral position may require rebalancing transactions, a process called dynamic delta hedging. This rebalancing adds to the return of convertible arbitrage strategies. As with most successful arbitrage strategies, convertible arbitrage has attracted a large number of market participants, creating intense competition and reducing the effectiveness of the strategy. In 2008 and 2009 the deleveraging of the financial system proved costly to the convertible arbitrage strategy because of exaggerated credit spreads, prohibitions on selling short stock in certain industries and the implosion of the prime brokerage business following the bankruptcy of Lehman Brothers. The pressures of deleveraging have since abated and the convertible market for long only strategies continues to be very attractive on any historical measure.

Risks/Advantages of Convertible Investing

Hedge Fund Investors vs. Long-only Investors

The trend has continued through the 3Q of 2018, where outright long only investors make up the largest part of the convertible investor base while convertible arbitrage hedge funds are the minority. Currently 65% of US convertibles are held by long only investors, while 70% of European convertibles are long only⁹. There have been occasions, when hedge funds have come to dominate the trading of convertibles. When this occurs, pricing may be affected by those hedge funds. There are positives that can come out of these periods, however; the first is that positions already held in the long only portfolios are likely to have appreciated in price and the second is that desirable issuers may be drawn by attractive pricing to bring new convertible offerings to the marketplace. Hedge funds are also helpful in regard to liquidity because they trade and invest for different reasons than the long only community. Whereas an outright investor may buy or sell a convertible because of the underlying equity fundamentals or the attractiveness of the convertible, a hedge fund may be buying or selling based on their models that the convertible is trading richly or cheaply relative to the implied value of the embedded option. This can create a counterparty for any given trade, and the convertible market is often at its healthiest when there is a good mix of outright and hedge players as we have today.

9 BAML

Market Breadth

While the current market makes convertible securities available in a broad array of sectors and industries, that representation does not exactly match that of the equity market. There are many companies and a few industries that do not have issues available for the portfolio manager to choose from. This can make any 'top-down' investment approach difficult at times when companies or industries that fit the theme have not issued convertibles. Because of this, the best approach to constructing a convertible portfolio tends to be a 'bottom-up' approach starting with the available convertible issues.

Calls, Call Protection and Puts

Most convertible issues may be subject to being called by the issuer at some defined date in the future. Calls will affect the return to the holder, especially when the issue is trading above the specified call price with any meaningful premium to conversion value. When an issue is called, it is likely that the holder will lose all or part of any premium that the convertible was trading with before the call notice. Fortunately, all issues have some call protection at issue which comes in three forms. Hard call protection makes the issue not callable under any circumstances by the issuer through a fixed date in the future which is either before the maturity date or for the life of the issue which is to the maturity date. Soft call protection requires that before the issue can be called the stock price has to exceed, by a stated percentage and a stated period of time, the conversion price of the issue. Finally, some issues are not callable for the life of the security (except under certain circumstances as described in the section labeled Takeover and Dividend Protection below). The exact dates of any call and the specific rights of the investor for the interest or dividend payments from the company to the holder of the issue are clearly spelled out in the issue's indenture. Many convertibles also have a put feature which allows the holder of the bond to force the issuer to repay the loan at a date earlier than the maturity. In a typical convertible with a twenty or thirty year maturity, there will be a put five to seven years after issuance. These often occur as windows of opportunity, repeating every five years until maturity and allow the holders to exercise their option to force a put for a certain number of days. This helps to lower the duration of the bonds, and shorten the time frame over which an investor must be concerned about the issuer's credit.

Takeover and Dividend Protection

When an issuer of a convertible is acquired, the holder has the right to the same consideration that ordinary shareholders receive through conversion of the convertible security. This is not always entirely beneficial to the convertible holders, so most convertible issues have protection in the event of a fundamental change of control of the issuer. These protections usually come in the form of change of control put provisions and make-whole provisions.

The change of control put allows the holder to demand a set price (usually par) upon the occasion of a change of control of the issuer. If an issuer were to be bought for cash at a price below the conversion price, the embedded option may become worthless and the holder would hold a piece of fixed income paper with parity below par and no conversion rights into the new company. By having a change of control put, the convertible holder can avoid this situation and receive par for their bonds.

If parity is above issue price (par) the holder is entitled to a make whole provision that compensates the investor for some part of the conversion premium or coupon payments that would be lost otherwise. The make-whole premium that is payable to the investor upon conversion is determined by using a methodology clearly expressed in the indenture which increases the conversion rate. This increase is typically similar to the net present value of future coupon payments not paid because of the takeover.

If, however, the price paid to purchase control of the company is in the form of shares of the acquirer, then the convertible may remain outstanding with the holder having the right to convert into the acquirer's shares. The new conversion rate would be determined by multiplying the conversion rate times the number of shares offered per share of the issuer by the acquirer. This is typically not subject to the make-whole provision, as there will be no lost coupon payments, but it is often an attractive outcome.

Convertibles routinely have an anti-dilution provision, which adjusts the conversion ratio as appropriate in the event of a stock split or stock dividend. Some convertibles have a conversion ratio that changes according to a fixed schedule, or when a company pays out a certain amount in dividends to common holders. All of the rights and entitlements of the investor are clearly stated in the issue's indenture.

Tax Treatment

Most convertible issues come in the form of bonds which makes interest paid to the holder a significant portion of the total return. Like straight bonds, they are subject to accounting treatments such as premium amortization and realized market discount. Further, there are a few convertible issues that qualify as contingent payment debt instruments that may have phantom income (income not received but still taxed). Obviously in accounts that are not tax advantaged there will be tax consequences that must be understood, as this return is likely to be taxed at a higher rate than capital gains or qualified dividends. For accounts that are tax advantaged, such as most pension plans and IRA-type plans these tax considerations may not be consequential (please see a tax expert for actual treatment).

Summary

It is our contention that a portfolio of convertible securities can provide a total return over a full market cycle comparable to the return provided by equities, but with less volatility and higher current income. Not only have their absolute returns been higher than that of their underlying stock returns, their risk adjusted returns have been substantially higher than equity valuation models such as the Capital Asset Pricing Model (CAPM) would imply. The unique convertible structure offers much of the best of both the fixed income and equity worlds, although it is often overlooked by investors. As we have seen when examining the returns generated by a broad convertible index, the ICE Bank of America Merrill Lynch All Convertible Index (VXA0), convertibles have the ability to participate in equity market rallies with less downside during corrections. Equity investors who are concerned that the market looks expensive and would like to maintain equity exposure while reducing volatility may find convertibles to be an attractive asset class. Fixed income investors concerned with rising interest rates may find convertibles to be an attractive way to moderately increase expected returns without taking straight equity exposure. Those who are looking for a high yield or below investment grade fixed income substitute should look to allocate part of their portfolios to convertibles. Regardless of the investor type or the specific strategy, convertibles can play a role in most portfolios given their ability to participate in equity market rallies and limit downside outcomes. While past performance is no guarantee of future results, we believe that convertibles merit consideration as an appropriate asset class for many investors.

Who We Are

The Dinsmore Portfolio Group of Gabelli Funds, formerly Dinsmore Capital Management, was founded in 1971 by Ronald Dinsmore and has specialized in convertibles ever since. The group manages GAMCO Convertible Securities Separately Managed Accounts (SMA), the Teton Convertible Securities Fund (WESIX), The Gabelli Convertible and Income Securities Fund Inc. (NYSE: GCV), Bancroft Fund, Ltd. (NYSE MKT: BCV) and Ellsworth Growth and Income Fund, Ltd. (NYSE MKT: ECF), three closed-end convertible funds. The current management team has over 60 years of combined experience analyzing and investing in convertibles. In July 2015, Dinsmore announced a strategic alliance with Gamco Investors, Inc. (NYSE: GBL), under which they became the Dinsmore Portfolio Group of Gabelli Funds.

Thomas Dinsmore, CFA

Mr. Dinsmore joined Gabelli Funds LLC. in 2015 and is the Portfolio Manager of the Teton Convertible Securities Fund, Ellsworth Fund Ltd, Bancroft Fund Ltd and The Gabelli Convertible and Income Securities Fund Inc. From 1996 to 2015 he was Chairman and CEO of Dinsmore Capital Management; CEO and Portfolio Manager of Bancroft Fund Ltd; and CEO, Portfolio Manager and co-founder of Ellsworth Fund Ltd. He is a CFA charterholder and has a B.S. in Economics from the Wharton School of Business, and an M.A. in Economics from Fairleigh Dickinson University. Memberships include the CFA Institute and the NY Society of Security Analysts.

Jane O’Keeffe

Ms. O’Keeffe joined Gabelli Funds LLC. in 2015 and is the Portfolio Manager of the Teton Convertible Securities Fund, Ellsworth Fund Ltd, Bancroft Fund Ltd and The Gabelli Convertible and Income Securities Fund Inc. From 1996 to 2015 Ms. O’Keeffe was President and Director of Dinsmore Capital Management where she was also a Portfolio Manager of Bancroft Fund Ltd. and Ellsworth Fund Ltd. In 1980 Ms. O’Keeffe began as an assistant to the portfolio manager of IDS Progressive Fund. From 1983 through March 1986, she had research and portfolio management responsibilities at Soros Fund Management Company. In 1986, she was a portfolio manager and research analyst at Simms Capital Management until she joined Fiduciary Trust International in 1988 where she became a Vice President and Portfolio Manager for individuals, endowments and foundations. She has a B.A. from the University of New Hampshire and attended the Lubin Graduate School of Business at Pace University.

James Dinsmore, CFA

Mr. Dinsmore joined Gabelli Funds LLC. in 2015 and is Portfolio Manager of the Teton Convertible Securities Fund, Ellsworth Fund Ltd, Bancroft Fund Ltd and The Gabelli Convertible and Income Securities Fund Inc.. He joined Dinsmore Capital Management in June 2004 as an equity analyst focusing on the technology and telecom sectors and has been a Portfolio Manager since 2010. Mr. Dinsmore is a CFA charterholder. He earned his MBA in finance and marketing from Rutgers University. He has a BA in Economics from Cornell University.

IMPORTANT DISCLOSURES

Investors should carefully consider the investment objectives, risks, charges, and expenses of a Fund before investing. The prospectus, which contains more complete information about this and other matters, should be read carefully before investing. To obtain a prospectus, please call 800-GABELLI or visit www.gabelli.com.

Returns represent past performance and do not guarantee future results. Current performance may be lower or higher than the performance data quoted. Investment return and principal value will fluctuate so, upon redemption, shares may be worth more or less than their original cost.

This communication is for information purposes only and should not be regarded as an offer to sell or as a solicitation of an offer to buy any financial product, an official confirmation of any transaction, or as an official statement of GAMCO Investors, Inc. or any of its affiliated entities. Email transmission cannot be guaranteed to be secure or error-free. Therefore, we do not represent that this information is complete or accurate and it should not be relied upon as such. All information is subject to change without notice.

Similarly to straight debt, a Convertible contains the risk of the issuer not being able to repay the principal at maturity. Credit risk or default risk refers to the risk which may arise due to default on the part of the issuer of the fixed income security (i.e. will be unable to make timely principal and interest payments on the security). Normally, the value of a fixed income security will fluctuate depending upon the actual changes in the perceived level of credit risk as well as the actual event of default. Interest rate risk also refers to the risk that bond prices generally fall as interest rates rise and vice versa. Preferred securities may include provisions that permit the issuer to defer or omit distributions for a certain period of time and reporting the distribution for tax purposes may be required even though the income may not have been received. Further, closed end funds and preferred securities may lose substantial value due to the omission or deferment of dividend payments.

The Gabelli Mutual Funds are distributed by G.Distributors, LLC., a registered broker-dealer and member of FINRA.